

TESIC

UPLINK

SPRING 2012



TESIC 2012-2013 EXECUTIVE
(BACK, L-R): DAVID GILL, NEAL TREMBLETT,
CRAIG WELLS, THOMAS SHEPPARD, THOMAS
KENNEDY, JOSEPH SANTOS (FRONT, L-R):
CHRISTINA COX, BRIGITTE WHITE, DONNA KING

TESIC – A NEW TERM (2011-2013)

The Technology Education Special Interest Council (TESIC) has begun our new term after a highly successful Biennial General Meeting (BGM) and conference held this past November 2011. For those unfamiliar with the BGM, we hold a conference every two years where we have a keynote address the evening before and offer professional learning sessions throughout the next day. A vital part of the conference is the BGM where we review the activities of the council over the last term, discuss issues relevant to TESIC's mandate, and hold council elections for the new term. It is an important and significant event in a council's term in office. It gives teachers an opportunity to connect with each other, helps guide TESIC's priorities for the coming term, and is an important source of renewal.

NLTA IS A
PROUD
SPONSOR OF
TESIC AND ITS
INITIATIVES



Newfoundland and Labrador
Teachers' Association

“21st Century Learning: Are We There Yet?”

TESIC Technology Leadership Award, 2011

At this past year's conference, we wanted to honour someone who has been around for a while. Frank is originally from Grand Falls-Windsor, but spent most of his career in Gander. He started out as a Physics teacher. He was seconded and involved in the Lighthouse Schools Project, StemNET and later, CDLI. Frank has been many things: a tech guru, a mentor, a politician (when needed), an advocate for technology, a frontline promotor of ICT and other technologies, including robotics. He has been a fixture at TESIC conferences, and has very willingly provided professional development for teachers in his many areas of expertise. We are pleased to present Frank Shapleigh with the 2011 TESIC Technology Leadership Award.




DR.
STEVEN VAN
ZOOST



MARIO
CHIASSON


The conference's keynote speaker, Dr. Steven Van Zoost, and special guest Mario Chiasson were selected to present on 21st Century Learning strategies. Sessions were arranged to reflect the interest of technology educators and of teachers with a priority of learning how to effectively use technology in the classroom. The variety of sessions included such topics as: Power School, mobile learning with iPads, integrating multimedia, 3D printing, robotics, edublogging, issues with FaceBook for teachers, interactive whiteboards, student response systems, and more.

As we continue our term in office, the TESIC council is meeting regularly to plan events and activities that achieve our mandate of supporting and promoting professional learning opportunities and advocating on issues impacting technology teachers and teachers utilizing technology in education. We encourage our membership to provide us with feedback to help guide our planning. Our main means of communication is the TESIC group on the Virtual Teacher's Centre (VTC). We encourage all existing and potential new members to log-on to the VTC (<http://myvtc.ca/>) website and make sure you join the TESIC group, so we can get to know you better.





**Authentic Communication Opportunities
In Second Language Learning**
By Neal Tremblett (nealtremblett@esdnl.ca)
Twitter (@NealTremblett)
<http://using-technology-in-class.blogspot.ca/>




Making use of computer and Internet technologies allows teachers and students to enrich their language learning experience. I have reviewed two websites that offer the possibility of an authentic language experience, one is synchronous and the other is asynchronous.



The popular chat site, www.livemocha.com, offers synchronous conversation with fluent and native speakers from around the world. Students & teachers can choose from a list of online people who are interested in chatting, which occurs in real-time via synchronous text-based communication, audio communication, or a combination of both. The main goal of the website is to have learners help other learners improve their conversation skills. When mistakes are made in communication, the speakers are asked to make necessary corrections, offering immediate feedback to the learner.

Another website, which is dedicated to audio sharing and rewards mutual verbal communication sharing, is www.rhinospike.com. When written text is submitted by a language learner, the audio file that results is one recorded by a native or advanced speaker of that particular language, is immediately available for download. This is a great resource for teachers and students who would like to hear authentic pronunciation. This a great way for students to learn how to say exactly what they want to say in another language, and there are archived audio files. These files can be downloaded to your computer, iPod or other SMART device.



TESIC IS VERY EXCITED TO ANNOUNCE THAT TWO OF OUR COMMITTEE MEMBERS, NEAL & CHRISTINA, WILL BE TRAVELING TO SAN DIEGO IN JUNE, 2012. OUR FALL E-LETTER WILL CONTAIN DETAILS OF THIS EVENT.



WWW.ISTECONFERENCE.ORG/



Media Creation and Your Digital Rights! By David Gill (davidgill@esdnl.ca)



Representing Knowledge

Representing knowledge in a non-traditional manner is becoming very popular in classrooms around the world. Whereas blogs, wikis and other web- related technologies tend to simply shift the writing process into a potentially collaborative electronic space, other forms of representing knowledge require not only a new set of technical skills, but a new perspective on the subject matter being presented.

One of the most important roles of a school is the ability to present opportunities for students to create and learn through projects that have meaning to them personally. Multimedia creation has the power to do just that, but where to start? Always start with the basic idea that your work should be your own, and any other work included should be done so with permission or the proper citation. Without this principle, your foundation is already unstable.

Digital Rights

Infringing on someone else's rights or claiming work that isn't yours is never a good thing. When creating digital media it can be very easy to infringe on the intellectual property rights of other creators. Randomly saving pictures from Google Images or using a popular song as a soundtrack are common examples. Just because you have access to something doesn't mean you can or should use it in your own work.

When you create an original work, you are the copyright holder and you have the right to decide if others can use your work and how it can be used. When you use sounds, images, graphics, animations and other elements in your productions they must be available under the copyright holders licence. If you do not have permission to use a piece of work in your production or do not acknowledge the source appropriately, this is the same as plagiarism in a traditional essay or paper.

For more information, check out the following websites:

<http://ccMixer.org>

<http://www.freesound.org>

<http://creativecommons.org/>

TESIC PROUDLY SPONSORED THE AVMF 2012





iPads in Education - An EdTech's Starter Guide

By Thomas Sheppard (thomassheppard@esdnl.ca)

The idea of using iPads in teaching and learning has gained popularity in recent years and has created some interest amongst other teachers, schools, and districts across the province. I have been getting a lot of inquiries about issues surrounding the use and management of iPads in education and requests to do professional learning sessions with other educators. I have learned a lot from my training with Apple Education Canada and even more from implementing iPads in my own school.

As a technology educator, I thought it would be a good idea to share some of the resources that I have found to be helpful. The three areas that I wish to focus on are iPad Basics, iPads in Education, and Managing iPads.

iPad Basics

- ¥ *iPad Basics* - GCF LearnFree.org (<http://www.gcflearnfree.org/ipadbasics>)
- ¥ *iPad Secrets Tips & Tricks* (<http://itunes.apple.com/ca/app/tips-tricks-ipad-secrets/id369859228?mt=8>);
- ¥ *Appstart* (<http://itunes.apple.com/ca/app/appstart-for-ipad-2012-edition/id408984648?mt=8>)

iPads in Education

- ¥ *iPads in Education Ning* (<http://ipadeducators.ning.com/>); ¥ *Apps in Education* (<http://appsineducation.blogspot.ca/>);
- ¥ *Welcome to the iPod & iPad User Group Wiki* (<http://wiki.canby.k12.or.us/groups/ipodusergroup/>);
- ¥ *Tony Vincent's Learning in Hand - iPad Blog Entries* (<http://learninginhand.com/blog/tag/ipad/>);
- ¥ *10 Excellent iPad Applications for Teachers* (<http://www.emergingedtech.com/2011/03/10-excellent-ipad-applications-for-teachers/>); ¥ *EdApps.ca* (<http://edapps.ca/>); ¥ *39 Sites for Using iPads in the Classroom* (<http://mediaspecialistsguide.blogspot.ca/2011/10/38-sites-on-using-ipads-in-classroom.html#.T7EWmFLh98F>);

Managing iPads

- ¥ *Apple iPad Learning Labs* (<http://www.apple.com/ca/education/labs/>); ¥ *Bretford PowerSync Tray for iPad*, <http://apple.bretford.com/products/powersynctrayforipad/>; ¥ *Bretford PowerSync Cart for iPad* (<http://apple.bretford.com/products/powersynccartforipad/>)

This is Apple's new deployment guide for iOS 5 that outlines strategies for syncing and restoring iPads:

- ¥ *iOS 5 Education Deployment Guide* (http://images.apple.com/education/docs/IOS_5_Education_Deployment_Guide.pdf).

I currently use the iPhone Configuration Utility to to setup profiles that can restrict access on the iPads to things like the camera, the App Store, and iTunes, but I am going to be testing out the new Apple Configurator utility soon:

- ¥ *iPhone Configuration Utility 3.5 for Windows* (<http://support.apple.com/kb/DL1466>) or *iPhone Configuration Utility 3.5 for Mac OS X* (<http://support.apple.com/kb/DL1465>);
- ¥ *iPad Tutorial: Guide for How to Configure and Clone Large Numbers of iPads* - iPad Academy (<http://ipadacademy.com/2011/05/ipad-tutorial-guide-for-how-to-configure-and-clone-a-large-numbers-of-ipads/>);
- ¥ *Apple Configurator* (<http://itunes.apple.com/ca/app/apple-configurator/id434433123?mt=12>)
- ¥ *Use Configurator to Roll-Out iOS Devices To Users - The Right Way [How-To]* - Cult of Mac (<http://www.cultofmac.com/152723/use-configurator-to-roll-out-ios-devices-to-your-users-the-right-way-how-to/>);
- ¥ *Supervising Devices with Apple Configurator* - iPads in Education (<http://ipadeducators.ning.com/video/supervising-devices-with-apple-configurator>).

TESIC SPOTLIGHT



**National Skills Canada Competition 2012
Edmonton, AB
By Christina Cox (christinacox@esdnl.ca)**




Just recently in May, I had the opportunity to attend the 18th National Skills Canada Competition in Edmonton, Alberta as a National Technical Committee member for the computer animation competition area.

This category is one of 40-odd areas that expose secondary and post-secondary students to industry expectations relating specifically to the Skilled Trade Area. The experiences gained by the students who represented Newfoundland and Labrador were amazing!

There are a number of schools throughout the province that participate in the Intermediate and Secondary competitions that take place in the Fall and the Spring, annually. If your school is interested in finding out more about these opportunities, please contact me, Christina Cox, or visit to the Skills Canada NL website for further information.

[HTTP://WWW.SKILLSCANADA-NFLD.COM/](http://www.skillscanada-nfld.com/)

*MIKE HOLMES IS THE
NATIONAL SPOKESPERSON
FOR SKILLS CANADA*



TEAM NL 2012

SPOTLIGHT ON YOU!

IF YOU'D LIKE YOUR TECHNOLOGY INITIATIVES TO BE FEATURED IN AN UPCOMING TESIC UPLINK, PLEASE FORWARD THEM TO:

CHRISTINACOX@ESDNL.CA

